

# ARCHER®

## TECHNICAL DATA

AN EXCLUSIVE RADIO SHACK SERVICE TO THE EXPERIMENTER

### SP0256 NARRATOR™ SPEECH PROCESSOR

#### Features

- Natural Speech
- Stand Alone Operation with Inexpensive Support Components
- Wide Operating Voltage
- Word, Phrase, or Sentence Library, ROM Expandable
- Expandable to 491K of ROM Directly
- Simple Interface to Most Microcomputers or Microprocessors
- Supports L.P.C. Synthesis: Formant Synthesis: Allophone Synthesis

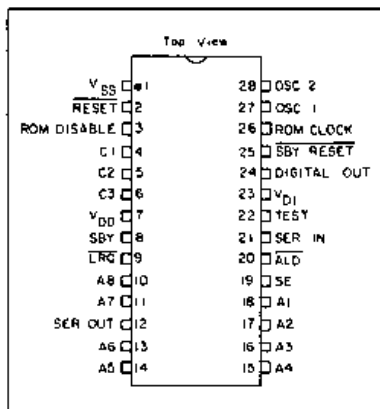
#### General Description

The SP0256 (Speech Processor) is a single chip N-Channel MOS LSI device that is able, using its stored program, to synthesize speech or complex sounds.

The achievable output is equivalent to a flat frequency response ranging from 0 to 5 kHz, a dynamic range of 42dB, and a signal to noise ratio of approximately 35dB.

The SP0256 incorporates four basic functions:

- A software programmable digital filter that can be made to model a VOCAL TRACT.
- A 16K ROM which stores both data and instructions (THE PROGRAM).
- A MICROCONTROLLER which controls the data flow from the ROM to the digital filter, the assembly of the "word strings" necessary for linking speech elements together, and the amplitude and pitch information to excite the digital filter.
- A PULSE WIDTH MODULATOR that creates a digital output which is con-



PIN CONFIGURATION

verted to an analog signal when filtered by an external low pass filter.

#### Allophone Based Speech Processor — SP0256-AL2

One example of a preprogrammed SP0256 is the AL2 pattern.

#### Allophone Usage with a Microprocessor

The SP0256-AL2 requires the use of a processor to concatenate the speech sounds to form words.

The SP0256 is controlled using the address pins (A1-A8), ALD (Address Load), and SE (Strobe Enable). The object for controlling the chip is to load an address into it which contains the desired allophone. The speech data for the allophone set is contained within the internal 16K ROM of the SP0256-AL2.

This particular application (Allophone Set) requires only six address pins (A1-A6) to address all the 59 allophones plus five pauses, a total of 64 locations. For simplicity, since only six address pins are needed to address the 64 locations, pins A7 and A8 can be tied low (to ground) and now any further references to the address bus will include A1-A6 and A7=A8=0.

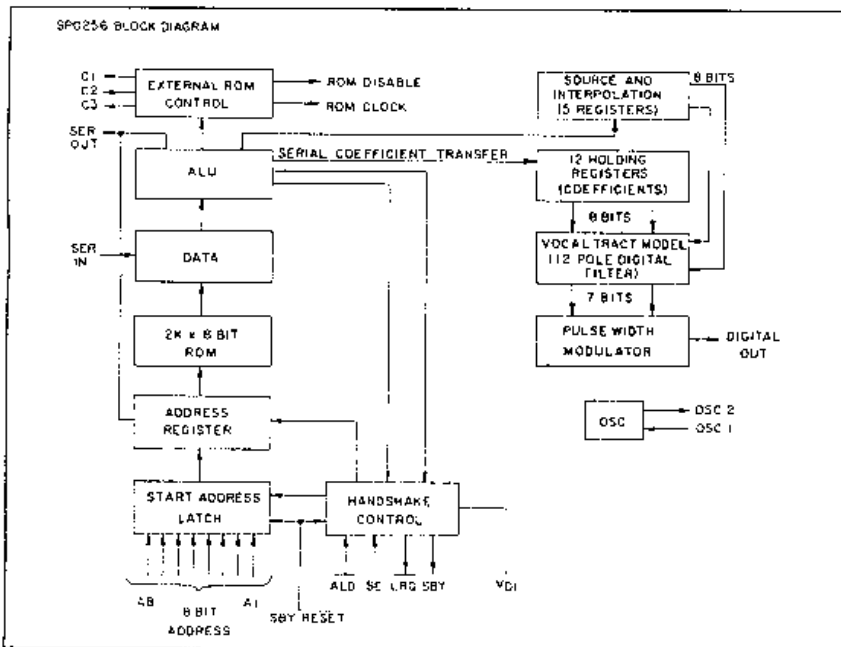
There are two modes available for loading an address into the chip, SE (Strobe Enable) controls the mode that will be used.

Mode 0 (SE=0) will latch in an address when any one or more of the address pins makes a low to high transition. For example, to load the address one (1), A2 to A6=0 and A1 is pulsed high. To load the address twelve (12 octal), A1=A3=A5=A6=0, A2 and A4 are pulsed high simultaneously. (Note that an address of zero cannot be loaded using this mode).

Mode 1 (SE=1) will latch in an address using the ALD pin. First, setup the desired address on the address bus (A1-A6)

and then pulse ALD low. Any address can be loaded using this mode, but certain setup and hold times are required (refer to the attached timing diagram for the specific times).

Two microprocessor interface pins are available for quick loading of addresses. They are LRQ and SBY. LRQ (Load Request) tells the processor when the chip has stopped talking and the input buffer is full. SBY (Stand By) tells the processor that the chip has stopped talking and no new address has been loaded. Either interface pin can be used when concatenating allophones. LRQ is an active low signal, when LRQ goes low it is time to load a new address to the chip. If LRQ is high, then simply wait for it to go low before loading the address. SBY will stay high until an address is loaded, then it will go low and stay low until all the internal instructions (Speech Code) from that one address are completed. Once this signal goes high, it is time to load a new address. Since speech does not require very fast address loading, it would be acceptable to use SBY to interface to the processor.



To end a word using allophones it is necessary to load a pause to complete the word. For example, the word "TWO"

can be implemented using the following allophones, TT2-VW2-PA1. PA1 is actually not an allophone but a pause which is needed to end the word.

## ELECTRICAL CHARACTERISTICS

### Maximum Ratings\*

All pins with respect to  $V_{SS}$  . . . . . -0.3 to 8.0V  
Storage Temperature . . . . . -25°C to 125°C

### Standard Conditions

Clock - Crystal Frequency . . . . . 3.120 MHz  
Operating Temperature ( $T_A$ ) . . . . . 0°C to 70°C

## DC CHARACTERISTICS/SPD 256

\*Exceeding these ratings could cause permanent damage to the device. This is a stress rating only and functional operation of this device at these conditions is not implied. Operating ranges are specified in Standard Conditions. Exposure to absolute maximum rating conditions for extended periods may affect device reliability.

Data labeled "typical" is presented for design guidance only and is not guaranteed.

Characteristic	Sym.	Min	Typ	Max	Units	Conditions
Supply Voltage	$V_{DD}$	4.6	—	7.0	V	
	$V_{D1}$	4.6	—	7.0	V	
Supply Current	$I_{CC}$	—	—	90	mA	$T_A = 25^\circ\text{C}$ , $V_{D1}$ , $V_{DD} = 7.0\text{V}$ Reset & SBY Reset high.
	$I_{D1}$	—	—	21	mA	All outputs floating. Same as above.
<b>INPUTS</b>						
A1-A8, $\overline{\text{ALD}}$ , SERIN, TEST, SE						
LOGIC 0	$V_L$	0.0	—	0.6	V	
LOGIC 1	$V_H$	2.4	—	$V_{D1}$	V	
CAPACITANCE	$C_{IN}$	—	—	10	pf	0 Volts bias, $f = 3.12\text{ MHz}$
LEAKAGE	$I_L$	—	—	+10	$\mu\text{A}$	$V_{PIN} = 7.0\text{V}$ Other PINS = 0.0V
<b>RESET, SBY RESET</b>						
LOGIC 0	$V_{IL}$	0.0	—	0.6	V	
LOGIC 1	$V_{IH}$	3.6	—	$V_{D1}$	V	
<b>OUTPUTS</b>						
SBY, Digital Out, C1, C2, C3, LRQ, ROM DIS, ROM CLK, SEROUT						
LOGIC 0	$V_{OL}$	0.0	—	0.6	V	$I_{OL} = 0.72\text{mA}$ (2LS 1T Loads)
LOGIC 1	$V_{OH}$	2.5	—	$V_{D1}$	V	$I_{OH} = -50\ \mu\text{A}$ (2LS TTL Loads)
<b>OSCILLATOR</b>						
OSC 2 (Output)						When driven from external source
LOGIC 0	$V_{OL}$	0.0	—	0.6	V	OSC 1 (Input) = 3.90 V MIN
LOGIC 1	$V_{OH}$	2.5	—	$V_{D1}$	V	OSC 1 (Input) = 0.60 V MAX

AC CHARACTERISTICS	SYM	MIN	TYP	MAX	UNITS	CONDITIONS
$\overline{\text{ALD}}$	$\uparrow\text{pw1}$	200	—	1100	ns	$200 \leq \overline{\text{ALD}} \leq 1100$ ns
A1-A8 Set Up	$\uparrow\text{ts1}$	0	—	—	ns	
Hold	$\uparrow\text{th1}$	160	—	—	ns	
$\overline{\text{LRQ}}$	$\uparrow\text{pd1}$	—	—	300	ns	
SBY	$\uparrow\text{pd2}$	—	—	300	ns	

AC CHARACTERISTICS	SYM	MIN	TYP	MAX	UNITS	CONDITIONS
$\overline{\text{ALD}}$	$\uparrow\text{pw2}$	1100	—	—	ns	$\overline{\text{ALD}} > 1100$ ns
A1-A8 Set Up	$\uparrow\text{ts2}$	0	—	—	ns	
Hold	$\uparrow\text{th2}$	1120	—	—	ns	
$\overline{\text{LRQ}}$	$\uparrow\text{pd1}$	—	—	300	ns	
SBY	$\uparrow\text{pd2}$	—	—	300	ns	

AC CHARACTERISTICS	SYM	MIN	TYP	MAX	UNITS	CONDITIONS
Clock Frequency	F	—	3.120	—	MHz	Crystal Oscillator
Clock Duty Cycle	—	48	—	52	%	driven from
Reset	$\uparrow\text{pw3}$	100	—	—	us	external.
SBY Reset	$\uparrow\text{pw4}$	100	—	—	us	

## PIN FUNCTIONS

PIN NUMBER	NAME	FUNCTION
1	V <sub>SS</sub>	Ground
2	RESET	A logic 0 resets that portion of the SP powered by V <sub>DD</sub> . Must be returned to a logic 1 for normal operation.
3	ROM DISABLE	For use with an external serial speech ROM, a logic 1 disables the external ROM.
4, 5, 6	C1, C2, C3	Output control lines for use with an external serial speech ROM. Refer to the SPRO16 Data Sheet for details.
7	V <sub>DD</sub>	Power supply for all portions of the SP except the microprocessor interface logic.
8	SBY	STANDBY. A logic 1 output indicates that the SP is inactive and V <sub>DD</sub> can be powered down externally to conserve power. When the SP is reactivated by an address being loaded, SBY will go to a logic 0.
9	LRQ	LOAD REQUEST. LRQ is a logic 1 output whenever the input buffer is full. When LRQ goes to a logic 0, the input port may be loaded by placing the 8 address bits on A1-A8 and pulsing the ALD output.
10, 11, 13, 14, 15, 16, 17, 18	A8, A7, A6, A5, A4, A3, A2, A1	8 bit address which defines any one of 256 speech entry points.
12	SER OUT	SERIAL ADDRESS OUT. This output transfers a 16-bit address serially to an external speech ROM.
19	SE	STROBE ENABLE. Normally held in a logic 1 state. When tied to ground, ALD is disabled and the SP will automatically latch in the address on the input bus approximately 1 $\mu$ s after detecting a logic 1 on any address line.
20	ALD	ADDRESS LOAD. A negative pulse on this input loads the 8 address bits into the input port. The negative edge of this pulse causes LRQ to go high.
21	SER IN	SERIAL IN. This is an 8-bit serial data input from an external speech ROM.

## Pin Functions Continued

PIN NUMBER	NAME	FUNCTION
22	TEST	This pin should be grounded for normal operation.
23	VD1	Power supply for the microprocessor interface logic and controller.
24	DIGITAL OUT	Pulse width modulated digital speech output which, when filtered by a 5KHz low pass filter and amplified, will drive a loudspeaker.
25	SBY RESET	STANDBY RESET, A logic 0 resets the microprocessor interface logic and the address latches. Must be returned to a logic 1 for normal operation.
26	ROM CLOCK	This is a 1.56MHz clock output used to drive an external serial speech ROM.
27	OSC1	XTAL IN, Input connection for a 3.12MHz crystal.
28	OSC2	XTAL OUT, Output connection for a 3.12MHz crystal.

## ALLOPHONE SPEECH SYNTHESIS

### Introduction

The General Instrument allophone speech synthesis technique provides the user with the ability to synthesize an unlimited vocabulary at a very low bit rate. Fifty-nine discrete speech sounds (called allophones) and five pauses are stored at different addresses in the SP0256 internal ROM. Each speech sound was excised from a word and analyzed using linear predictive coding (LPC). Any English word or phrase can be created by addressing the appropriate combination of allophones and pauses. Since there is a total of 64 address locations each requires a 6 bit address. Assuming that speech contains 10 to 12 sounds per second, allophone synthesis requires addressing less than 100 bits per second.

### Linguistics

A few basic linguistic concepts will help you start your own library of "allophone words". (See Table 1 for the General Instrument Allophone Dictionary). First, there is no one-to-one correspondence between written letters and speech sounds; secondly, speech sounds are acoustically different depending upon their position within a word; and lastly, the human ear may perceive the same acoustic signal differently in the context of different sounds.

The first point compares to the problem that a child encounters when learning to read. Each sound in a language may be represented by more than one letter and, conversely each letter may represent more than one sound. (See the examples in Table 2.) Because of these spelling irregularities, it is necessary to think in terms of sounds, not letters, when using allophones.

The second, and equally important, point to understand, is that the acoustic signal of a speech sound may differ depending upon its position within a word. For example, the initial K sound in **coop** will be acoustically different from the K's in **keep** and **spak**. The K's in **coop** and **keep** differ due to the influence of the vowels which follow them, and the final K in **spak** is usually not as loud as initial K's.

Finally, a listener may identify the same acoustic signal differently depending on the context in which it is perceived. Don't be surprised, therefore, if an allophone word sounds slightly different when used in various phrases.

### Phonemes Of English

The sounds of a language are called phonemes, and each language has a set which is slightly different from that of other languages. Table 3 contains a chart of all the consonant phonemes of English, Table 4 all the vowel phonemes.

Consonants are produced by creating an occlusion or constriction in the vocal tract which produces an aperiodic sound source. If the vocal cords are vibrating at the same time, as in the case of the voiced fricatives VV, DH, ZZ, and ZH, (See Table 5) there are two sound sources: one which is aperiodic and one which is periodic.

Vowels are usually produced with a relatively open vocal tract and a periodic sound source provided by the vibrating vocal cords. They are classified according to whether the front or back of the tongue is high or low (See Table 4 whether they are long or short, and whether the lips are rounded or unrounded). In English all rounded vowels are produced in or near the back of the mouth (UW, UH, OW, AO, OR, AW).

Speech sounds which have features in common behave in similar ways. For example, the voiceless stop consonants PP, TT, and KK (See Table 3) should be preceded by 50-80 msec of silence, and the voiced stop consonants BB, DD, and GG by 10-30 msec of silence.

### Allophones

Phoneme is the name given to a group of similar sounds in a language. Recall that a phoneme is acoustically different depending upon its position within a word. Each of these positional variants is an allophone of the same phoneme. An allophone, therefore, is the manifestation of a phoneme in true speech signal. It is for this reason that our inventory of English speech sounds is called an allophone set.

### How To Use The Allophone Set

(See Table 1 for instructions on how to create all the sample words mentioned in this section.) The allophone set (Refer to Table 5) contains two or three versions of some phonemes. It may be necessary to use one allophone of a particular phoneme for word-or-syllable-final position. A detailed set of guidelines for using the allophones is given in Table 5. Note that these are suggestions, not rules.

For example, DD2 sounds good in initial position and DD1 sounds good in final position, as in "daughter" and "collide". One of the differences between the initial and final versions of a consonant is that an initial version may be longer than the final version. Therefore, to create an initial SS, you can use two SSs instead of the usual single SS at the end of a word or syllable, as in "sister". Note that this can be done with TH, and FF, and the inherently short vowels (to be discussed below), but with no other consonants. You will want to experiment with some consonants such as str, cl) to discover which version works best in the cluster. For example, KK1 sounds good before LL as in "clown", and KK2 sounds good before WW as in "square". One allophone of a particular phoneme may sound better before or after back vowels and another before or after front vowels. KK3 sounds good before UH and KK1 sounds good before IY, as in "cookie". Some sounds (PP, BB, TT, DD, KK, GG, CH, and JH) require a brief duration of silence before them. For most of these, the silence has already been added but you may decide you want to add more. Therefore there are several pauses included in the

allophone set varying from 10-200 msec. To create the final sounds in the words "letter" and "little" use the allophones ER and EL.

Remember that you must always think about how a word sounds, not how it is spelled. For example, the NG sound is represented by the letter N in "uncle". And remember that some sounds may not even be represented in words by any letters, as the YY in "computer".

As mentioned earlier there are some vowels which can be doubled to make longer versions for stressed syllables. These are the inherently short vowels IH, EH, AE, AX, AA, and UH. For example, in the word "extent" use one EH in the first syllable, which is unstressed and two EHs in the second syllable which is stressed. Of the inherently long vowels there is one, UW, which has a long and

short version. The short one, UW1, sounds good after YY in computer. The long version, UW2, sounds good in monosyllabic words like "two". Included in the vowel set is a group called R-colored vowels. These are vowel + R combinations. For example, the AR in "alarm" and the OR in "score". Of the R-colored vowels there is one, ER, which has a long and short version. The short version is good for polysyllabic words with final ER sounds like "letter", and the long version is good for monosyllabic words like "fir". One final suggestion is that you may want to add a pause of 30-50 msec between words, when creating sentences, and a pause of 100-200 msec between clauses.

Note: Every utterance must be followed by a pause in order to make the chip stop talking the last allophone.

Table 1:

NUMBERS:

zero ZZ YR OW  
 one, won WW SX AX NN1  
 two, to, too TT2 UW2  
 three TH RR1 IY  
 four, for, fore FF FF OR  
 five FF FF AY VV  
 six SS SS IH IH PA3  
 KK2 SS  
 seven SS SS EH EH VV IH  
 NN1  
 eight, ate EY PA3 TT2  
 nine NN1 AA AY NN1  
 ten TT2 EH EH NN1  
 eleven IH LL EH EH VV  
 IH NN1  
 twelve TT2 WH EH EH LL  
 VV  
 thirteen TH ER1 PA2 PA3  
 TT2 IY NN1  
 fourteen FF OR PA2 PA3  
 TT2 3Y NN1  
 fifteen FF IH FF PA2 PA3  
 TT2 IY NN1  
 sixteen SS SS IH PA3 KK2  
 SS PA2 PA3 TT2 IY  
 NN1

seventeen SS SS EH VV TH  
 NN1 PA2 PA3 TT2  
 IY NN1  
 eighteen EY PA2 PA3 TT2  
 IY NN1  
 nineteen NN1 AY NN1 PA2  
 PA3 TT2 IY NN1  
 twenty TT2 WH EH EH  
 NN1 PA2 PA3 TT2 IY  
 TH ER2 PA2 PA3  
 TT2 IY  
 thirty FF OR PA3 TT2 IY  
 forty FF FF IH FF FF  
 fifty PA2 PA3 TT2 IY  
 sixty SS SS IH PA3 KK2  
 SS PA2 PA3 TT2 IY  
 SS SS EH VV IH  
 NN1 PA2 PA3 TT2 IY  
 seventy EY PA3 TT2 IY  
 eighty NN1 AY NN1 PA3  
 ninety TT2 IY  
 hundred HH2 AX AX NN1  
 PA2 DD2 RR2 IH  
 IH PA1 DD1  
 thousand TH AA AW ZZ TH  
 PA1 PA1 NN1 DD1  
 million MM IH IH LL YY1  
 AX NN1



**Table 1 Continued**

**DAY OF THE WEEK:**

Sunday SS SS AX AX NN1  
PA2 DD2 EY

Monday MM AX AX NN1  
PA2 DD2 EY

Tuesday TT2 UW2 ZZ PA2  
DD2 EY

Wednesday WW EH EH NN1 ZZ  
PA2 DD2 EY

Thursday TH ER2 ZZ PA2  
DD2 EY

Friday FF RR2 AY PA2  
DD2 EY

Saturday SS SS AE PA3  
TT2 PA2 DD2 EY

**MONTHS:**

January JH AE AE NN1  
YY2 XR 1Y

February FF EH EH PA1  
BR RR2 UW2 XR 1Y

March MM AR PA3 CH

April EY PA3 PP RR2  
IH IH LL

May MM EY

June JH UW2 NN1

July JH UW1 LL AY

August AO AO PA2 GG2  
AX SS PA3 TT1

September SS SS EH PA3 PP  
PA3 TT2 EH EH  
PA1 BB2 ER1

October AA PA2 KK2 PA3  
TT2 OW PA1 BB2  
ER1

November NN2 OW VV EH EH  
MM PA1 BB2 ER1

December DD2 IY SS SS EH  
EH MM PA1 BB2  
ER1

**LETTERS:**

A EY

B BB2 IY

C SS SS IY

D DD2 IY

E IY

F EH EH FF FF

G JH IY

H EY PA2 PA3 CH

I AA AY

J JH EH EY

K KK1 EH EY

L EH EH EL

M EH EH MM

N EH EH NN1

O OW

P PP IY

Q KK1 YY1 UW2

R AR

S EH EH SS SS

T TT2 IY

U YY1 UW2

V VV IY

W DD2 AX PA2 BB2  
EL YY1 UW2

X EH EH PA3 KK2  
SS SS

Y WW AY

Z ZZ IY

**DICTIONARY:**

alarm AX LL AR MM

bathe BB2 EY DH2

bather BB2 EY DH2 ER1

bathing BB2 EY DH2 IH NG

beer BB2 YR

bread BB1 RR2 EH EH PA1  
DD1

by BB2 AA AY

calendar KK1 AE AE LL  
EH NN1 PA2 DD2  
ER1

clock KK1 LL AA AA  
PA3 KK2

clown KK1 LL AW NN1

check CH EH EH PA3  
KK2

checked CH EH EH PA3  
KK2 PA2 TT2

checker CH EH EH PA3  
KK1 ER1

checkers CH EH EH PA3  
KK1 ER1 ZZ

checking CHEHEH PA3  
KK1 IH NG

checks CH EH EH PA3  
KK1 SS

cognitive KK3 AA AA GG3  
NN1 IH PA3 TT2  
IH VV

collide KK3 AX LL AY  
DD1

computer KK1 AX MM PP1  
YY1 UW1 TT2 ER

cookie KK3 UH KK1 IY

coop	KK3 UW2 PA3 PP	fir	FF ER2
correct	KK1 ER2 EH EH PA2 KK2 PA2 TT1	freeze	FF FF RR1 IY ZZ
corrected	KK1 ER2 EH EH PA2 KK2 PA2 TT2 IH PA2 DD1	treezer	FF FF RR1 IY ZZ ER1
correcting	KK1 ER2 EH EH PA2 KK2 PA2 TT2 IH NG	freezers	FF FF RR1 IY ZZ ER1 ZZ
corrects	KK1 ER2 EH EH PA2 KK2 PA2 TT1 SS	freezing	FF FF RR1 IY ZZ IH NG
crown	KK1 RR2 AW NN1	frozen	FF FF RR1 OW ZZ EH NN1
date	DD2 EY PA3 TT2	gauge	GG1 EY PA2 JH
daughter	DD2 AO TT2 ER1	guaged	GG1 EY PA2 JH PA2 DD1
day	DD2 EH EY	gauges	GG1 EY PA2 JH IH ZZ
divided	DD2 IH VV AY PA2 DD2 IH PA2 DD1	guaging	GG1 EY PA2 JH IH NG
emotional	IY MM OW SH AX NN1 AX EL	hello	HH EH LL AX OW AW ER1
engage	EH EH PA1 NN1 GG1 EY PA2 JH	hour	
engagement	EH EH PA1 NN1 GG1 EY PA2 JH MM EH EH NN1 PA2 PA3 TT2	infinitive	IH NN1 FF FF IH IH NN1 IH PA2 PA3 TT2 IH VV
engages	EH EH PA1 NN1 GG1 EY PA2 JH IH ZZ	intrigue	IH NN1 PA3 TT2 RR2 IY PA1 GG3
engaging	EH EH PA1 NN1 GG1 EY PA2 JH IH NG	intrigued	IH NN1 PA3 TT2 RR2 IY PA1 GG3 PA2 DD1
enrage	EH NN1 RR1 EY PA2 JH	intrigues	IH NN1 PA3 TT2 RR2 IY PA1 GG3 ZZ
enraged	EH NN1 RR1 EY PA2 JH PA2 DD1	intriguing	IH NN1 PA3 TT2 RR2 IY PA1 GG3 IH NG
enrages	EH NN1 RR1 EY PA2 JH IH ZZ	investigate	IH IH NN1 VV EH EH SS PA2 PA3 TT2 IH PA1 GG1 EY PA2 TT2
enraging	EH NN1 RR1 EY PA2 JH IH NG	investigated	IH IH NN1 VV EH EH SS PA2 PA3 TT2 IH PA1 GG1 EY PA2 TT2 IH PA2 DD1
escape	EH SS SS PA3 KK1 PA2 PA3 PP	investigator	IH IH NN1 VV EH EH SS PA2 PA3 TT2 IH PA1 GG1 EY PA2 TT2 ER1
escaped	EH SS SS PA3 KK1 PA2 PA3 PP PA2 TT2	investigators	IH IH NN1 VV EH EH SS PA2 PA3 TT2 IH PA1 GG1 EY PA2 TT2 ER1 ZZ
escapes	EH SS SS PA3 KK1 PA2 PA3 PP SS	investigates	IH IH NN1 VV EH EH SS PA2 PA3 TT2 IH PA1 GG1 EY PA2 TT1 SS
escaping	EH SS SS PA3 KK1 PA2 PA3 PP IH NG		
equal	1Y PA2 PA3 KK3 WH AX EL		
equals	IY PA2 PA3 KK3 WH AX EL ZZ		
error	EH XR OR		
extent	EH KK1 SS TT2 EH EH NN1 TT2		

**Table 1 Continued**

investigating	IH IH NN1 VV EH EH SS PA2 PA3 TT2 IH PA1 GG1 EY PA2 TT2 IH NG	pledging	PP LL EH EH PA3 JH IH NG
key	KK1 1Y	plus	PP LL AX AX SS SS
legislate	LL EH EH PA2 JH JH SS SS LL EY PA2 PA3 TT2	ray	RR1 EH EY
legislated	LL EH EH PA2 JH JH SS SS LL EY PA2 PA3 TT2 IH DD1	rays	RR1 EH EY ZZ
legislates	LL EH EH PA2 JH JH SS SS LL EY PA2 PA3 TT1 SS	ready	RR1 EH EH PA1 DD2 1Y
legislating	LL EH EH PA2 JH JH SS SS LL EY PA2 PA3 TT2 IH NG	red	RR1 EH FH PA1 DD1
legislature	LL EH EH PA2 JH JH SS SS LL EY PA2 PA3 CH ER1	robot	RR1 OW PA2 BB2 AA PA3 TT2
letter	LL EH EH PA3 TT2 ER1	robots	RR1 OW PA2 BB2 AA PA3 TT1 SS
litter	LL IH IH PA3 TT2 ER1	score	SS SS PA3 KK3 OR
little	LL IH IH PA3 TT2 EL	second	SS SS EH PA3 KK1 IH NN1 PA2 DD1
memory	MM EH EH MM ER2 1Y	sensitive	SS SS EH EH NN1 SS SS IH PA2 PA3 TT2 IH VV
memories	MM EH EH MM ER2 1Y ZZ	sensitivity	SS SS EH EH NN1 SS SS IH PA2 PA3 TT2 IH VV IH PA2 PA3 TT2 1Y
minute	MM IH NN1 IH PA3 TT2	sincere	SS SS IH IH NN1 SS SS YR
month	MM AX NN1 TH	sincerely	SS SS IH IH NN1 SS SS YR LL 1Y
nip	NN1 IH IH PA2 PA3 PP	sincerity	SS SS IH IH NN1 SS SS EH EH RR1 IH PA2 PA3 TT2 1Y
nipped	NN1 IH IH PA2 PA3 PP PA3 TT2	sister	SS SS IH IH SS PA3 TT2 ER1
nipping	NN1 IH IH PA2 PA3 PP IH NG	speak	SS SS PA3 1Y PA3 KK2
nips	NN1 IH IH PA2 PA3 PP SS	spell	SS SS PA3 PP EH EH EL
no	NN2 AX OW	spelled	SS SS PA3 PP EH EH EL PA3 DD1
physical	FF FF IH ZZ IH PA3 KK1 AX EL	speller	SS SS PA3 PP EH EH EL ER2
pin	PP IH IH NN1	spellers	SS SS PA3 PP EH EH EL ER2 ZZ
pinned	PP IH IH NN1 PA2 DD1	spelling	SS SS PA3 PP EH EH EL IH NG
pinning	PP IH IH NN1 IH NG1	spells	SS SS PA3 PP EH EH EL ZZ
pins	PP IH IH NN1 ZZ	start	SS SS PA3 TT2 AR PA3 TT2
pledge	PP LL EH FH PA3 JH	started	SS SS PA3 TT2 AR PA3 TT2 IH PA1 DD2
pledged	PP LL EH EH PA3 JH PA2 DD1	starter	SS SS PA3 TT2 AR PA3 TT2 ER1
pledges	PP LL EH EH PA3 JH IH ZZ		

starting SS SS PP3 TT2 AR  
 PA3 TT2 IH NG  
 starts SS SS PP3 TT2 AR  
 PA3 TT1 SS  
 stop SS SS PA3 TT1 AA  
 AA PA3 PP  
 stopped SS SS PA3 TT1 AA  
 AA PA3 PP PA3 TT2  
 stopper SS SS PA3 TT1 AA  
 AA PA3 PP ER1  
 stopping SS SS PA3 TT1 AA  
 AA PA3 PP IH NG  
 stops SS SS PA3 TT1 AA  
 AA PA3 PP SS  
 subject (noun) SS SS AX AX PA2  
 BB1 PA2 JH EH PA3  
 KK2 PA3 TT2  
 subject (verb) SS SS AX PA2 BB1  
 PA2 JH EH EH PA3  
 KK2 PA3 TT2  
 sweat SS SS WW EH EH  
 PA3 TT2  
 sweated SS SS WW EH EH  
 PA3 TT2 IH PA3  
 DD1  
 sweater SS SS WW EH EH  
 PA3 TT2 ER1  
 sweaters SS SS WW EH EH  
 PA3 TT2 ER1 ZZ  
 sweating SS SS WW EH EH  
 PA3 TT2 IH NG  
 sweats SS SS WW EH EH  
 PA3 TT2 SS  
 switch SS SS WH IH IH  
 PA3 CH  
 switched SS SS WH IH IH  
 PA3 CH PA3 TT2  
 switches SS SS WH IH IH  
 PA3 CH IH ZZ2  
 switching SS SS WH IH IH  
 PA3 CH IH NG2  
 system SS SS IH IH SS SS  
 PA3 TT2 EH MM  
 systems SS SS IH IH SS SS  
 PA3 TT2 EH MM ZZ  
 talk TT2 AO AO PA2  
 KK2  
 talked TT2 AO AO PA3  
 KK2 PA3 TT2  
 talker TT2 AO AO PA3  
 KK1 ER1  
 talkers TT2 AO AO PA3  
 KK1 ER1 ZZ  
 talking TT2 AO AO PA3  
 KK1 IH NG  
 talks TT2 AO AO PA2  
 KK2 SS

thread TH RR1 EH EH  
 PA2 DD1  
 threaded TH RR1 EH EH  
 PA2 DD2 IH PA2  
 DD1  
 threader TH RR1 EH EH  
 PA2 DD2 ER1  
 threaders TH RR1 EH EH  
 PA2 DD2 ER1 ZZ  
 threading TH RR1 EH EH  
 PA2 DD2 IH NG  
 threads TH RR1 EH EH  
 PA2 DD2 ZZ  
 then DH1 EH EH NN1  
 time TT2 AA AY MM  
 times TT2 AA AY MM ZZ  
 uncle AX NG PA3 KK3 EL  
 whale WW EY EL  
 whaler WW EY LL ER1  
 whalers WW EY LL ER1 ZZ  
 whales WW EY LL ZZ  
 whaling WW EY LL TH NG  
 year YY2 YR  
 yes YY2 EH EH SS SS

## TABLE 2 — EXAMPLES OF SPELLING IRREGULARITIES

	Same sound represented by different letters	Different sounds represented by the same letters
<b>Vowels</b>	mEAt	vEln
	fEEt	forElgn
	pEtc	dElsm
	pEOple	dElcer
	pennY	gElsha
<b>Consonants</b>	SHip	althouGH
	tenSIon	GHastly
	preCIous	couGH
	naTIon	hiccouGH

**TABLE 3 — CONSONANT PHONEMES OF ENGLISH\*\***

		LABIAL	LABIO-DENTAL	INTER-DENTAL	ALVEOLAR	PALATAL	VELAR	GLOTTAL
Stops:	Voiceless	PP			TT		KK	
	Voiced	BB			DD		GG	
Fricatives:	Voiceless	WH	FF	TH	SS	SH		HH
	Voiced		VV	DH	ZZ	ZH*		
Affricates:	Voiceless					CH		
	Voiced					JH		
Nasals	Voiced	MM			NN		NG*	
Resonants	Voiced	WW			RR,LL	YY		

\*These do not occur in word-initial position in English.

**Labial:** Upper and Lower Lips  
 Touch or Approximate

**Labio-Dental:** Upper Teeth and Lower Lip Touch

**Inter-Dental:** Tongue Between Teeth

**Alveolar:** Tip of Tongue Touches or Approximates Alveolar Ridge (just behind upper teeth)

**Palatal:** Body of Tongue Approxi-  
 mates Palate (roof of  
 mouth)

**Velar:** Body of Tongue Touches  
 Velum (posterior portion  
 of roof of mouth)

**Glottal:** Glottis (opening between  
 vocal cords)

**TABLE 4 — VOWEL PHONEMES OF ENGLISH**

	FRONT	CENTRAL	BACK
High	YR IY IH*		UW# UH* #
Mid	EY EH* XR	ER AX*	OW# OY#
Low	AE*	AW# AY AR AA*	AO* # OR#

\* Short Vowels

# Rounded Vowels

**TABLE 5 – GUIDELINES FOR USING THE ALLOPHONES**

**Silence**

- PA1 ( 10 ms) – before BB, DD, GG, and JH
- PA2 ( 30 ms) – before BB, DD, GG, and JH
- PA3 ( 50 ms) – before PP, TT, KK, and CH, and between words
- PA4 (100 ms) – between clauses and sentences
- PA5 (200 ms) – between clauses and sentences

**Short Vowels**

- \*/IH/ – sitting, stranded
- \*/EH/ – extent, gentlemen
- \*/AE/ – extract, acting
- \*/UH/ – cookie, full
- \*/AO/ – talking, song
- \*/AX/ – lapel, instruct
- \*/AA/ – pottery, cotton

**Long Vowels**

- /IY/ – treat, people, penny
- /EY/ – great, statement, tray
- /AY/ – kite, sky, mighty
- /OY/ – noise, toy, voice
- /UW1/ – after clusters with YY: computer
- /UW2/ – in monosyllabic words: two, food
- /OW/ – zone, close, snow
- /AW/ – sound, mouse, down
- /EL/ – little, angle, gentlemen

**R-Colored Vowels**

- /ER1/ – letter, furniture, interrupt
- /ER2/ – monosyllables: bird, fern, burn
- /OR/ – fortune, adorn, store
- /AR/ – farm, alarm, garment
- /YR/ – hear, earring, irresponsible
- /XR/ – hair, declare, stare

**Resonants**

- /WW/ – we, warrant, linguist
- /RR1/ – initial position: read, write, x-ray
- /RR2/ – initial clusters: brown, crane, grease
- /LL/ – like, hello, steel
- /YY1/ – clusters: cute, beauty, computer
- /YY2/ – initial position: yes, yarn, yo-yo

**Voiced Fricatives**

- /VV/ – vest, prove, even
- /DH1/ – word-initial position: this, then, they
- /DH2/ – word-final and between vowels: bathe, bathing
- /ZZ/ – zoo, phase
- /ZH/ – beige, pleasure

**Voiceless Fricatives**

- \*/FF/ –) These may be doubled for initial position and used singly in final position
- \*/TH/ –)
- \*/SS/ –)
- /SH/ – shirt, leash, nation
- /HH1/ – before front vowels: YR, IY, IH, EY, EH, XR, AE
- /HH2/ – before back vowels: UW, UH, OW, OY, AO, OR, AR
- /WH/ – white, whim, twenty

**Voiced Stops**

- /BB1/ – final position: rib; between vowels: fiber, in clusters: bleed, brown
- /BB2/ – initial position before a vowel: beast
- /DD1/ – final position: played, end
- /DD2/ – initial position: down; clusters: drain
- /GG1/ – before high front vowels: YR, IY, IH, EY, EH, XR
- /GG2/ – before high back vowels: UW, UH, OW, OY, AX; and clusters: green, glue
- /GG3/ – before low vowels: AE, AW, AY, AR, AA, AO, OR, ER; and medial clusters: anger; and final position: peg

### **Voiceless Stops**

- /PP/** – pleasure, ample, trip
- /TT1/** – final clusters before SS: tests  
its
- /TT2/** – all other positions: test, street
- /KK1/** – before front vowels: YR, IY,  
IH, EY, EH, XR, AY, AE,  
ER, AX; initial clusters: cute,  
clown, scream
- /KK2/** – final position: speak; final  
clusters: task
- /KK3/** – before back vowels: UW, UH,  
OW, OY, OR, AR, AO; initial  
clusters: crane, quick, clown,  
scream

### **Affricates**

- /CH/** – church, feature
- /JH/** – judge, injure

### **Nasal**

- /MM/** – milk, alarm, ample
- /NN1/** – before front and central vowels: YR, IY, IH, EY, EH,  
XR, AE, ER, AX, AW, AY,  
UW; final clusters: earn
- /NN2/** – before back vowels: UH, OW,  
OY, OR, AR, AA
- /NG/** – string, anger

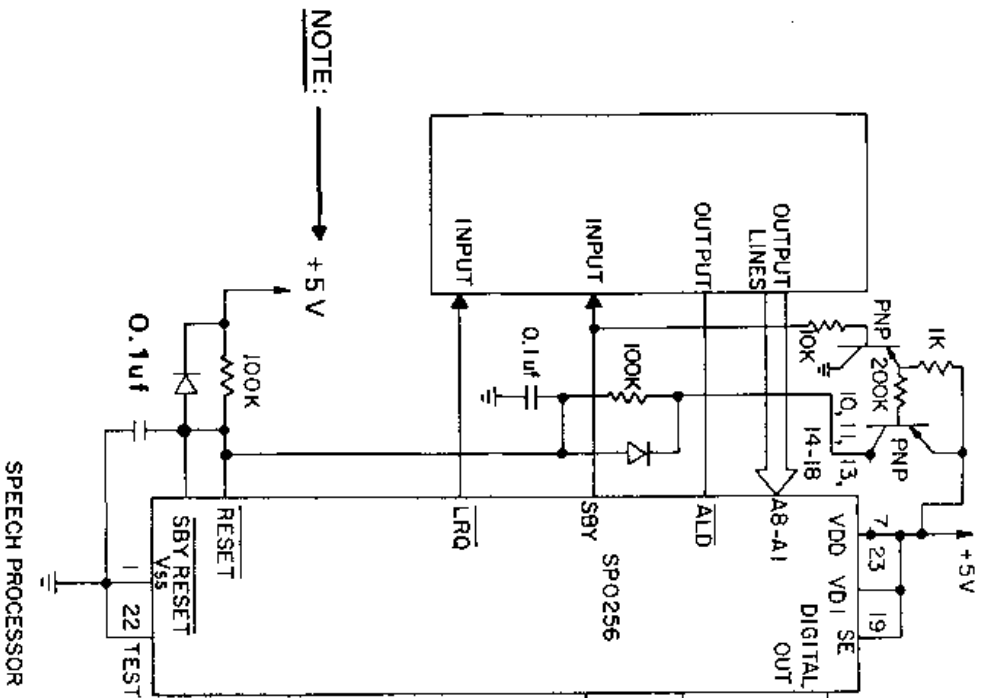
\* These allophones can be doubled.



TABLE 6 – ALLOPHONE ADDRESS TABLE

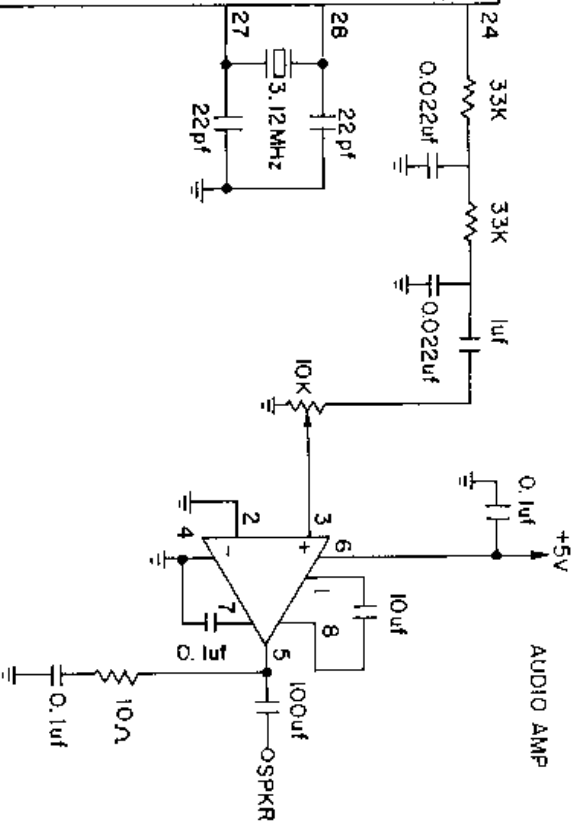
DECIMAL ADDRESS	OCTAL ADDRESS	ALLOPHONE	SAMPLE WORD	DURATION	DECIMAL ADDRESS	OCTAL ADDRESS	ALLOPHONE	SAMPLE WORD	DURATION
0	000	PA1	PAUSE	10MS	32	040	/AW/	Out	370MS
1	001	PA2	PAUSE	30MS	33	041	/DD2/	Do	160MS
2	002	PA3	PAUSE	50MS	34	042	/GG3/	Wig	140MS
3	003	PA4	PAUSE	100MS	35	043	/VV/	Vest	190MS
4	004	PA5	PAUSE	200MS	36	044	/GG1/	Got	80MS
5	005	/OY/	Boy	420MS	37	045	/SH/	Ship	160MS
6	006	/AY/	Sky	260MS	38	046	/ZH/	Azure	190MS
7	007	/EH/	End	70MS	39	047	/RR2/	Brain	120MS
8	010	/KK3/	Comb	120MS	40	050	/FF/	Food	150MS
9	011	/PP/	Pow	210MS	41	051	/KK2/	Sky	190MS
10	012	/JH/	Dodge	140MS	42	052	/KK1/	Can't	160MS
11	013	/NN1/	Thin	140MS	43	053	/ZZ/	Zoo	210MS
12	014	/IH/	Sit	70MS	44	054	/NG/	Anchor	220MS
13	015	/TT2/	To	140MS	45	055	/LL/	Lake	110MS
14	016	/RR1/	Rural	170MS	46	056	/WW/	Wool	180MS
15	017	/AX/	Succeed	70MS	47	057	/XR/	Repair	360MS
16	020	/MM/	Milk	180MS	48	060	/WH/	Whig	200MS
17	021	/TT1/	Part	100MS	49	061	/YY1/	Yes	130MS
18	022	/DH1/	They	290MS	50	062	/CH/	Church	190MS
19	023	/IY/	See	250MS	51	063	/ER1/	Fir	160MS
20	024	/EY/	Beige	280MS	52	064	/ER2/	Fir	300MS
21	025	/DD1/	Could	70MS	53	065	/OW/	Beau	240MS
22	026	/UW1/	To	100MS	54	066	/DH2/	They	240MS
23	027	/AO/	Aught	100MS	55	067	/SS/	Vest	90MS
24	030	/AA/	Hot	100MS	56	070	/NN2/	No	190MS
25	031	/YY2/	Yes	180MS	57	071	/HH2/	Hoe	180MS
26	032	/AE/	Hat	120MS	58	072	/OR/	Store	330MS
27	033	/HH1/	He	130MS	59	073	/AR/	Alarm	290MS
28	034	/BB1/	Business	80MS	60	074	/YR/	Clear	350MS
29	035	/TH/	Thin	180MS	61	075	/GG2/	Guest	40MS
30	036	/UH/	Book	100MS	62	076	/EL/	Saddle	190MS
31	037	/UW2/	Food	260MS	63	077	/BB2/	Business	50MS

TYPICAL APPLICATION MICROCOMPUTER INTERFACE



NOTE: → +5V

SPEECH PROCESSOR



AUDIO AMP

NOTE:  
ALL DIODES 1N 914 OR  
EQUIV. ( CAT. NO. 276-1122 )  
PNP TRANSISTORS  
MPS 2907 OR EQUIV.,  
( CAT. NO. 276-2023 )